



New

# CESENA

Colour no.

A5706  
Walnut colour

Glass overlay  
black

## Beds

Bed head with glass overlay black



Futon bed  
Art.no. 903Z

Please see page 132 for mattress supports.

Space required for futon beds:  
Matr. size **160/200**:  
w 191, h 84, d 207 cm - **no 60**  
Matr. size **180/200**:  
w 211, h 84, d 207 cm - **no 80**  
Space required for futon beds including set of bedside tables:  
Matr. size **160/200**:  
w 300, h 84, d 207 cm - **no 60**  
Matr. size **180/200**:  
w 320, h 84, d 207 cm - **no 80**

## Bedside tables - flat packed



Top drawer with glass overlay black



Bedside table  
2 drawers  
w 55, h 39, d 43 cm  
Art.no. 622B



Set of bedside tables  
2 drawers  
w 55, h 39, d 43 cm  
Art.no. 622D

## Matching pieces - flat packed



Top drawer with glass overlay black



Cupboard w 104 cm  
2 shelves/2 drawers  
w 104, h 87, d 43 cm  
Art.no. 634A



Cupboard w 104 cm  
6 drawers  
w 104, h 87, d 43 cm  
Art.no. 634B



Cupboard w 154 cm  
3 shelves/3 drawers  
w 154, h 87, d 43 cm  
Art.no. 635A

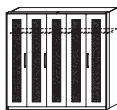


Cupboard w 154 cm  
2 shelves/5 drawers  
w 154, h 87, d 43 cm  
Art.no. 635B

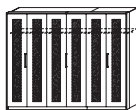


Cupboard w 154 cm  
9 drawers  
w 154, h 87, d 43 cm  
Art.no. 635D

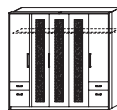
## Hinged door robes with passepartout frame: height 225, depth 63 cm



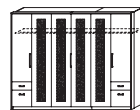
w 230 cm, 5 doors  
5 doors with glass overlay  
Art.no. 042T



w 275 cm, 6 doors  
6 doors with glass overlay  
Art.no. 042U



w 230 cm, 5 doors  
4 drawers  
3 doors with glass overlay  
Art.no. 042V



w 275 cm, 6 doors  
4 drawers  
4 doors with glass overlay  
Art.no. 042W

Standard equipment in each fitment includes:  
1 shelf and  
1 hanging rail  
adjustable to your desired height.

## Extras

Please order under colour code A0033 (beech colour)



Shelf w 45 cm  
depth 52, th. 1,6 cm  
Art.no. 9711



Shelf w 90 cm  
depth 52, th. 1,6 cm  
Art.no. 9785



1/2 - 1/2 division for unit w 90 cm  
3 shelves, 1 dividing panel and 1 hanging rail  
Art.no. 9966

Hanging rail w 45 cm  
thickness 3,0 x 1,5 cm  
Art.no. 9737

Hanging rail w 90 cm  
thickness 3,0 x 1,5 cm  
Art.no. 9736

Pack of 3 shelves w 45 cm  
depth 52, th. 1,6 cm  
Art.no. 9753

Pack of 3 shelves w 90 cm  
depth 52, th. 1,6 cm  
Art.no. 9791

## Extras

Please order under colour code A0033 (beech colour)



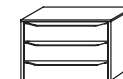
Interior drawer fitment w 45 cm  
to be fitted at any height  
h 39, d 45 cm  
Art.no. 9843



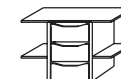
Interior drawer fitment w 90 cm  
to be fitted at any height  
h 39, d 45 cm  
Art.no. 9845



Interior drawer fitment w 45 cm  
to be fitted at any height  
h 57, d 45 cm  
Art.no. 9893



Interior drawer fitment w 90 cm  
to be fitted at any height  
h 57, d 45 cm  
Art.no. 9895



Interior drawer fitment w 90 cm  
to be fitted at any height  
h 57, d 45 cm  
Art.no. 9898