



STRESA

New

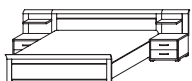
STRESA

Colour no.



Beds

Please see page 132 for mattress supports.



Bed combination consisting of:
1 Panel bed
1 Set of bedside tables
Art. no. 044R

Space required for beds including set of bedside tables:
Matr. size **160/200:**
w 278, h 89, d 212 cm - **no 60**
Matr. size **180/200:**
w 298, h 89, d 212 cm - **no 80**



Comfort bed
matr. size 90/200
Art. no. 704Z

Please see page 132 for mattress supports.

Space required for beds:
Matr. size **90/200:**
w 98, h 90, d 217 cm - **no 90**

Matching pieces - flat packed



Bedside table
2 drawers
w 55, h 39, d 43 cm
Art. no. 644F



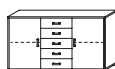
Bedside table
3 drawers
w 55, h 55, d 43 cm
Art. no. 644E



Chest
5 drawers
w 55, h 87, d 43 cm
Art. no. 644J

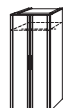


Cupboard
3 shelves
w 104, h 87, d 43 cm
Art. no. 644H

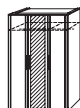


Cupboard
2 shelves/5 drawers
w 154, h 87, d 43 cm
Art. no. 644K

Hinged door robes: height 225, depth 63 cm



w 91 cm, 2 doors
Art. no. 4G29



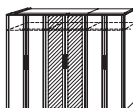
w 136 cm, 3 doors
1 mirror
Art. no. 5N04



w 181 cm, 4 doors
2 mirrors
Art. no. 5N22



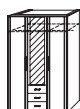
w 226 cm, 5 doors
1 mirror
Art. no. 5N28



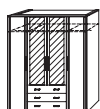
w 271 cm, 6 doors
2 mirrors
Art. no. 5N63

Standard equipment in each fitment includes:
1 shelf and
1 hanging rail
adjustable to your desired height.

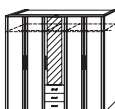
Hinged door robes: height 225, depth 63 cm



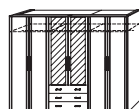
w 136 cm, 3 doors
1 mirror, 3 drawers
Art. no. 5M05



w 181 cm, 4 doors
2 mirrors, 3 drawers
Art. no. 5N23



w 226 cm, 5 doors
1 mirror, 3 drawers
Art. no. 5M70



w 271 cm, 6 doors
2 mirrors, 3 drawers
Art. no. 5N68

Standard equipment in each fitment includes:
1 shelf and
1 hanging rail
adjustable to your desired height.

Extras

Please order under colour code A0033 (beech colour)



Shelf w 45 cm
depth 52, th. 1,6 cm
Art. no. 9711



Shelf w 90 cm
depth 52, th. 1,6 cm
Art. no. 9785



1/2 - 1/2 division for unit w 90 cm
3 shelves, 1 dividing panel and 1 hanging rail
Art. no. 9966



Hanging rail w 45 cm
thickness 3,0 x 1,5 cm
Art. no. 9737



Hanging rail w 90 cm
thickness 3,0 x 1,5 cm
Art. no. 9736

Pack of 3 shelves w 45 cm
depth 52, th. 1,6 cm
Art. no. 9753

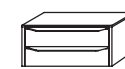
Pack of 3 shelves w 90 cm
depth 52, th. 1,6 cm
Art. no. 9791

Extras

Please order under colour code A0033 (beech colour)



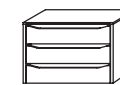
Interior drawer fitment w 45 cm
to be fitted at any height
h 39, d 45 cm
Art. no. 9843



Interior drawer fitment w 90 cm
to be fitted at any height
h 39, d 45 cm
Art. no. 9845



Interior drawer fitment w 45 cm
to be fitted at any height
h 57, d 45 cm
Art. no. 9893



Interior drawer fitment w 90 cm
to be fitted at any height
h 57, d 45 cm
Art. no. 9895



Interior drawer fitment w 90 cm
to be fitted at any height
h 57, d 45 cm
Art. no. 9898